


TeleHealth via HA Go (Invited by clinic staff#)

Consultation
day

#Available at selected clinics only



HA Go TeleHealth workflow

- 1 Register and Pay*
- 2 Receive HA Go push notification to start consultation
- 3 Clinic staff to verify your identity
- 4 Doctor's consultation
- 5 Nurse to follow up with you (if needed)



HA Go TeleHealth workflow

- 1 Register and Pay*
 - Login to HA Go
- 2 Receive HA Go push notification to start consultation
- 3 Clinic staff to verify your identity
- 4 Doctor's consultation
- 5 Nurse to follow up with you (if needed)



HA Go TeleHealth workflow

1 Register and Pay*

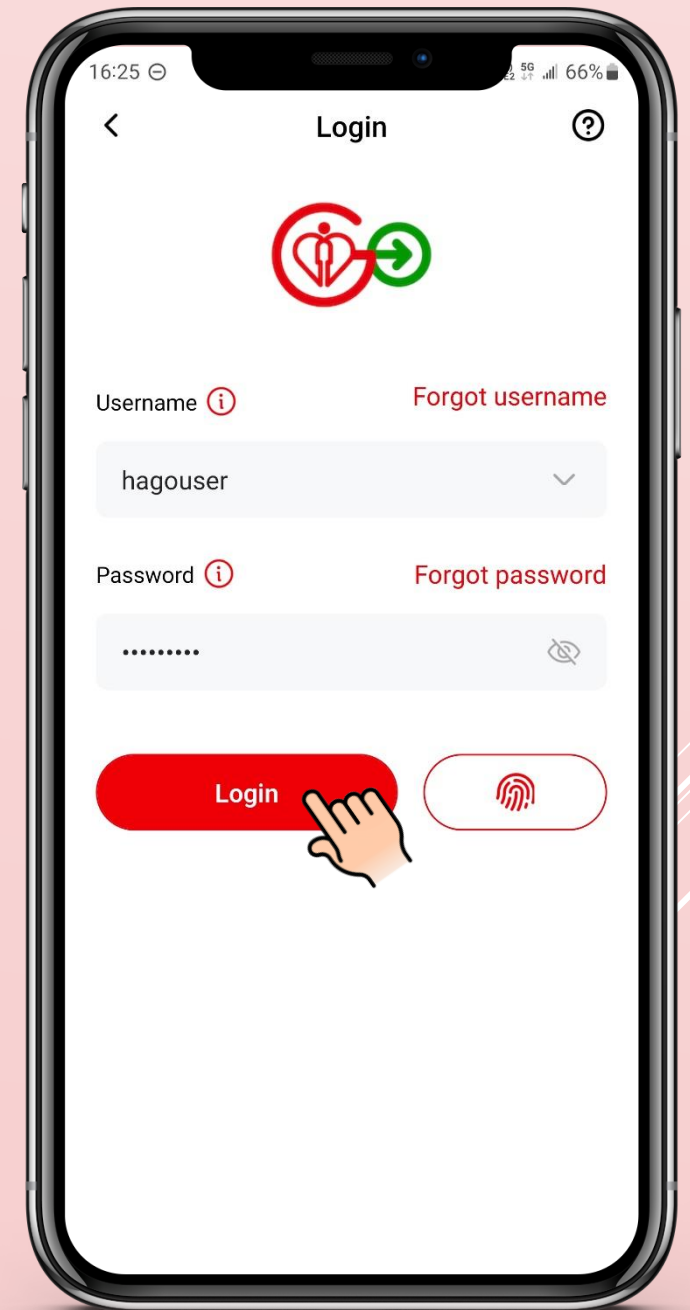
● Login to HA Go

2 Receive HA Go push notification to start consultation

3 Clinic staff to verify your identity

4 Doctor's consultation

5 Nurse to follow up with you (if needed)



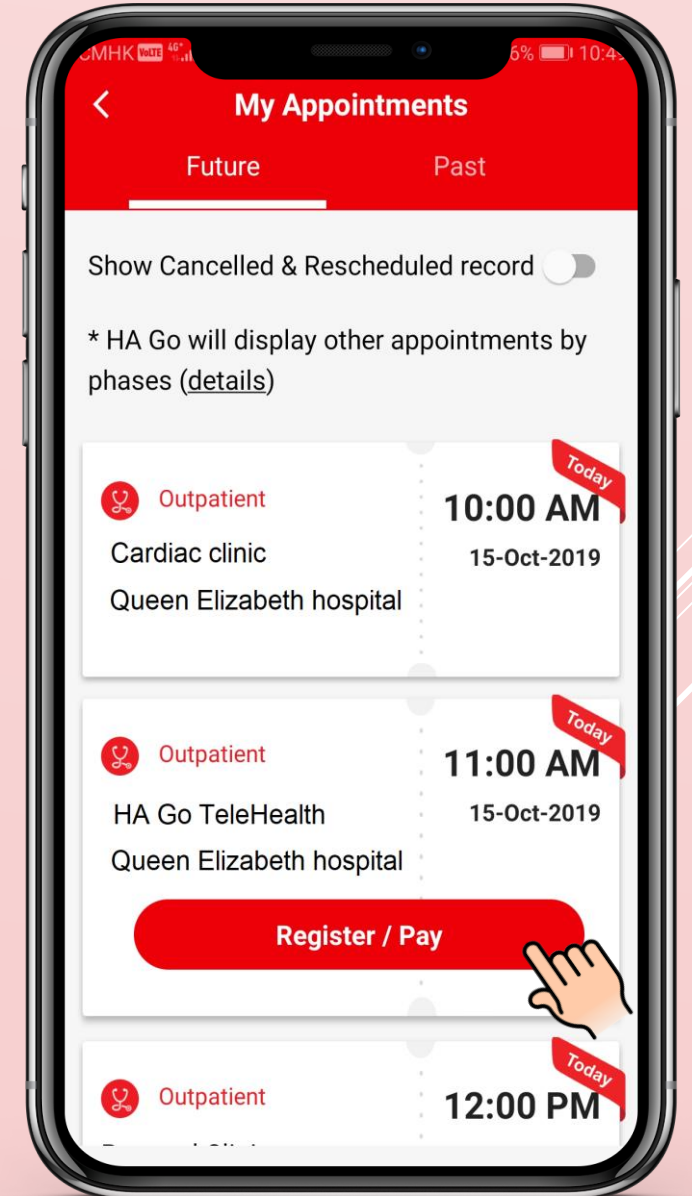
HA Go TeleHealth workflow

- 1 Register and Pay***
 - Go to “My Appointments”
- 2 Receive HA Go push notification to start consultation**
- 3 Clinic staff to verify your identity**
- 4 Doctor’s consultation**
- 5 Nurse to follow up with you (if needed)**



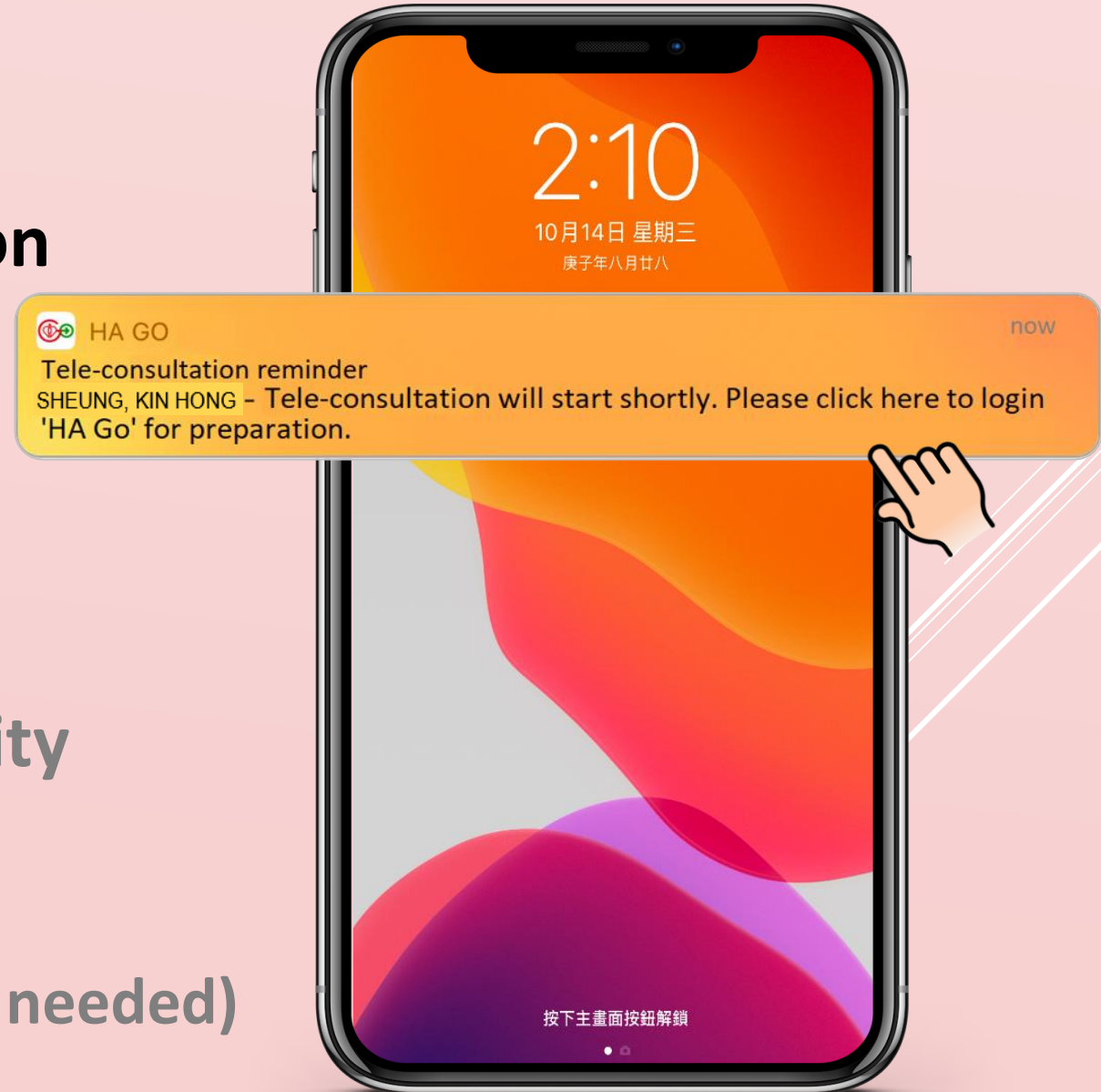
HA Go TeleHealth workflow

- 1 Register and Pay***
 - Within 2 hours before appointment
- 2 Receive HA Go push notification to start consultation**
- 3 Clinic staff to verify your identity**
- 4 Doctor's consultation**
- 5 Nurse to follow up with you (if needed)**



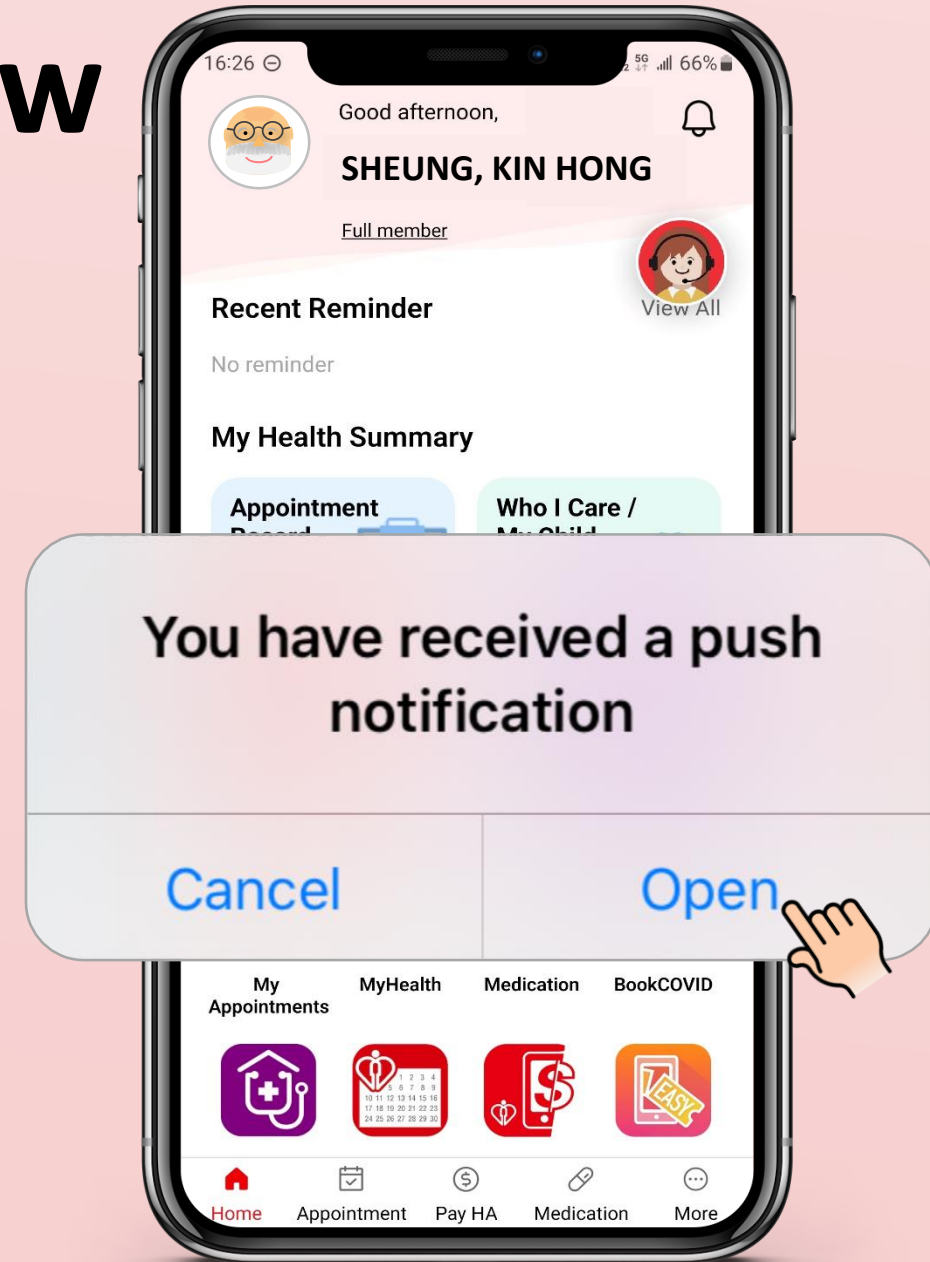
HA Go TeleHealth workflow

- 1 Register and Pay*
- 2 Receive HA Go push notification to start consultation
 - Click notification
- 3 Clinic staff to verify your identity
- 4 Doctor's consultation
- 5 Nurse to follow up with you (if needed)



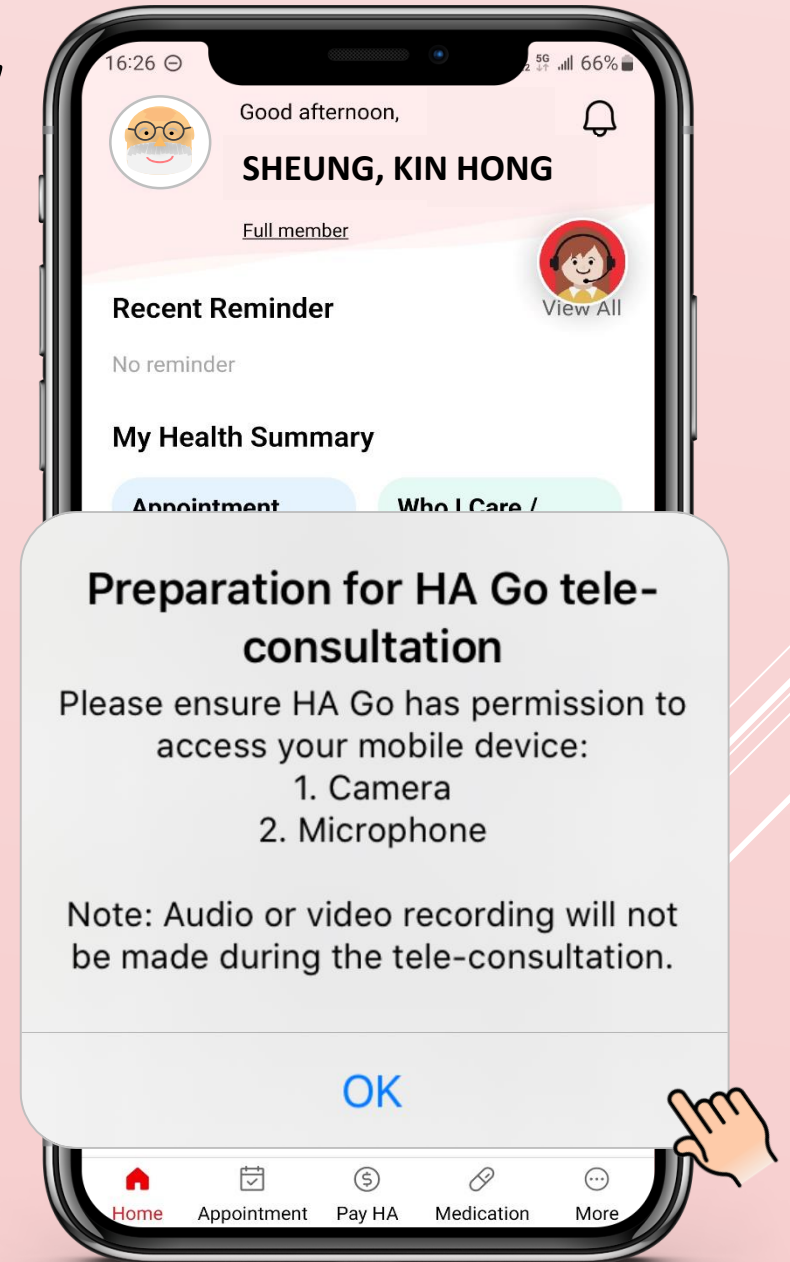
HA Go TeleHealth workflow

- 1 Register and Pay*
- 2 Receive HA Go push notification to start consultation
 - Select Open
- 3 Clinic staff to verify your identity
- 4 Doctor's consultation
- 5 Nurse to follow up with you (if needed)



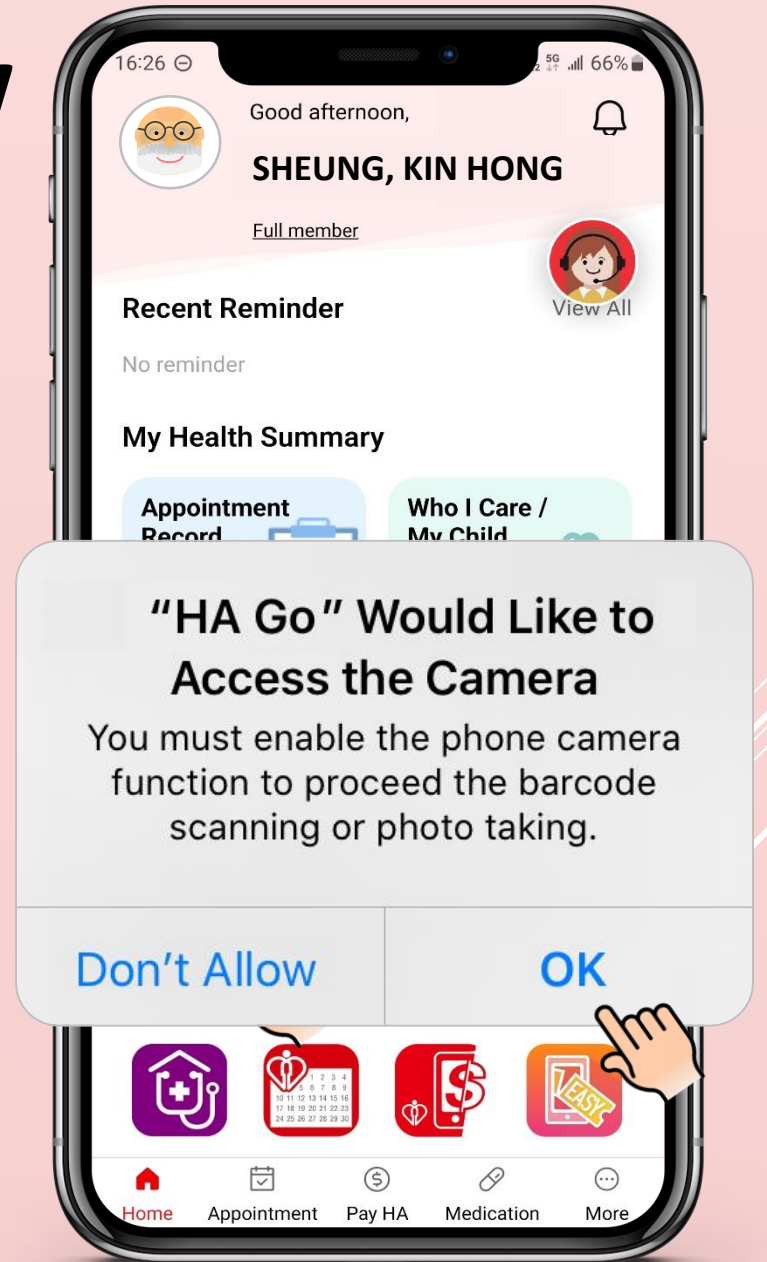
HA Go TeleHealth workflow

- 1 Register and Pay*
- 2 Receive HA Go push notification to start consultation
 - **Enable Camera & Microphone**
(You cannot start Teleconsultation if not enabled this feature)
- 3 Clinic staff to verify your identity
- 4 Doctor's consultation
- 5 Nurse to follow up with you (if needed)



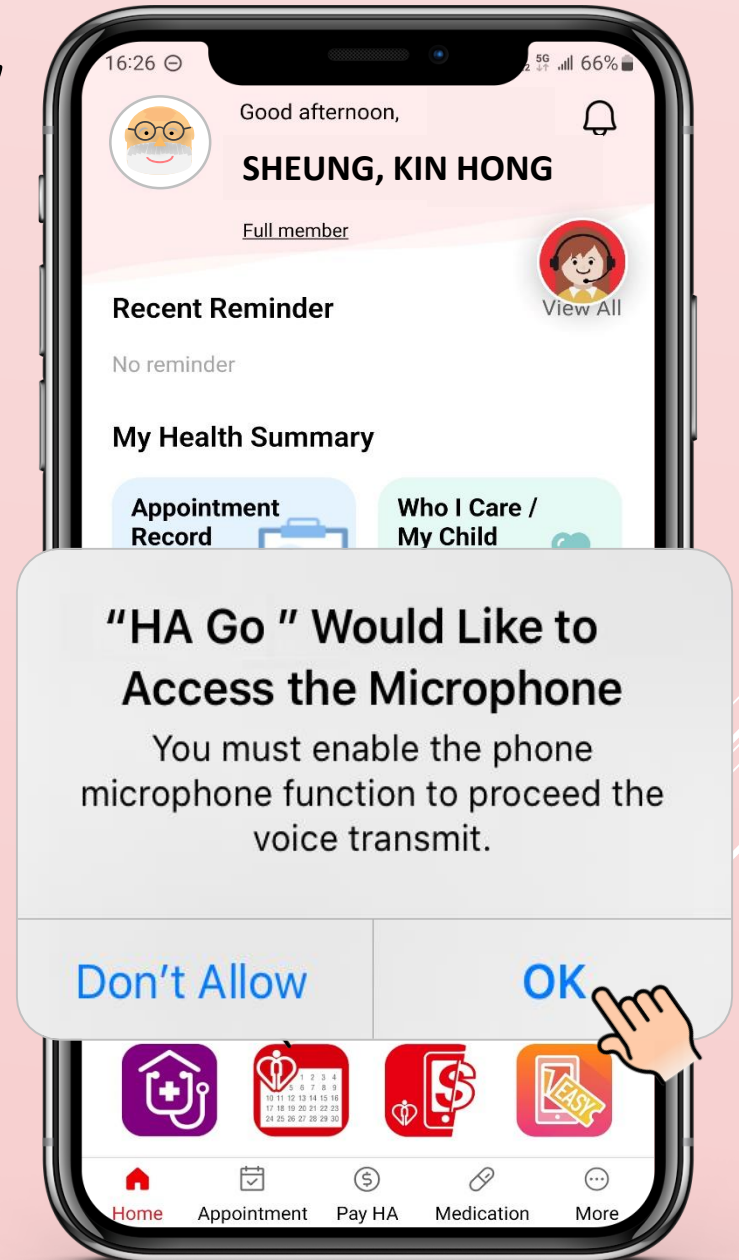
HA Go TeleHealth workflow

- 1 Register and Pay*
- 2 Receive HA Go push notification to start consultation
 - **Enable Camera & Microphone**
(You cannot start Teleconsultation if not enabled this feature)
- 3 Clinic staff to verify your identity
- 4 Doctor's consultation
- 5 Nurse to follow up with you (if needed)



HA Go TeleHealth workflow

- 1 Register and Pay*
- 2 Receive HA Go push notification to start consultation
 - **Enable Camera & Microphone**
(You cannot start Teleconsultation if not enabled this feature)
- 3 Clinic staff to verify your identity
- 4 Doctor's consultation
- 5 Nurse to follow up with you (if needed)



HA Go TeleHealth workflow

- 1 Register and Pay*
- 2 Receive HA Go push notification to start consultation
- 3 **Clinic staff to verify your identity**
 - **Present HKID for clinic staff to verify**
- 4 Doctor's consultation
- 5 Nurse to follow up with you (if needed)



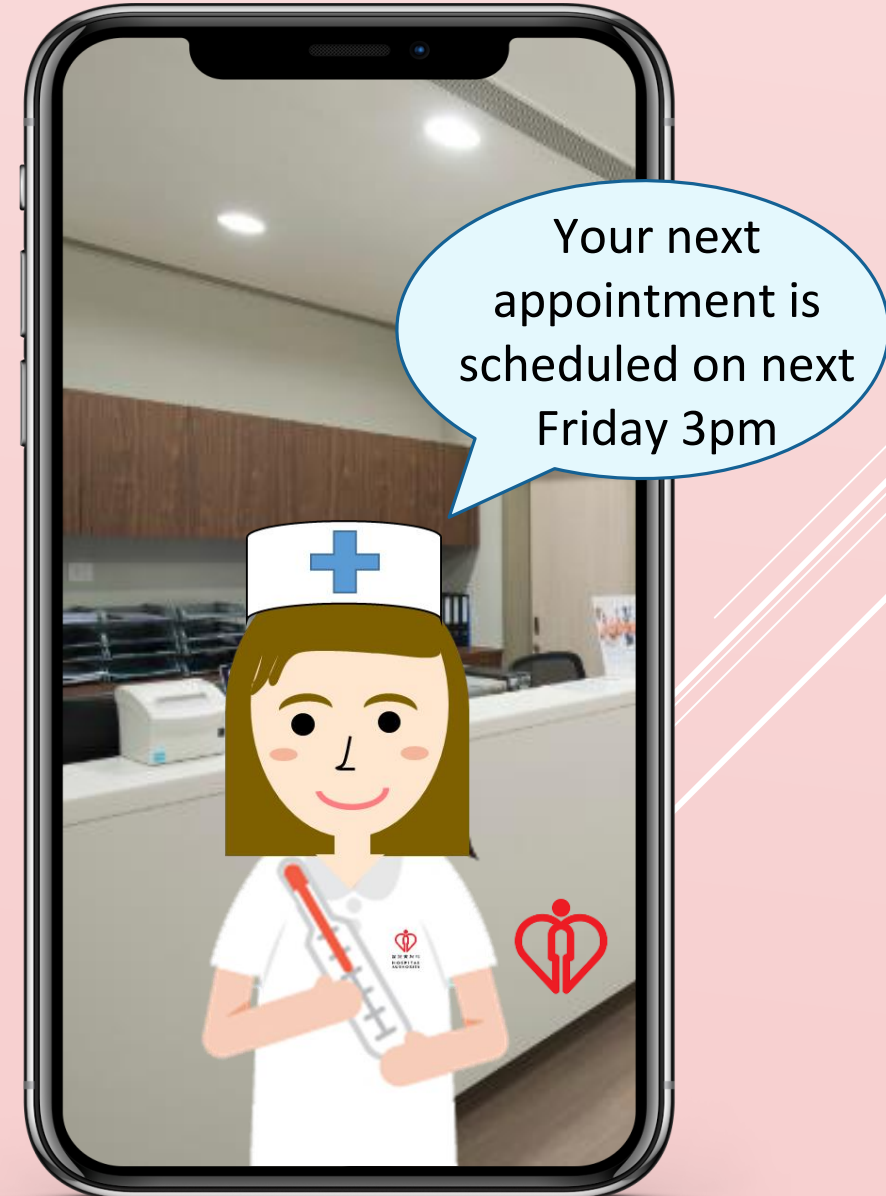
HA Go TeleHealth workflow

- 1 Register and Pay*
- 2 Receive HA Go push notification to start consultation
- 3 Clinic staff to verify your identity
- 4 **Doctor's consultation**
- 5 Nurse to follow up with you (if needed)




HA Go TeleHealth workflow

- 1 Register and Pay*
- 2 Receive HA Go push notification to start consultation
- 3 Clinic staff to verify your identity
- 4 Doctor's consultation
- 5 Nurse to follow up with you (if needed)
e.g. appointment booking



TeleHealth via HA Go



Register Now!
Download HA Go App

